

SNOWEX ✓

Snow & Ice Control

SIDEWALKS

Plows / Spreaders / Sprayers



Built On Your Terms.

SnowEx® Products understands the challenges that come with sidewalks. Most contractors would prefer to leave them rather than take them. With increasing liability concerns for residential and commercial contractors alike, the demand for sidewalk service is growing, and progressive contractors are taking action.

We've approached this growing demand head-on by developing a full line of plows, spreaders and sprayers ideally designed for sidewalk maintenance. Equipment that gets more done with fewer resources. Because if you have to maintain sidewalks, you want equipment that not only does the job right...but right now...so you can move on to the next job.



At Your Service

With SnowEx Products, you're getting so much more than equipment. You get a comprehensive 2-year warranty, access to vast educational resources and the support of a worldwide network of trained dealers. We're at your service...whenever, wherever and however you need us.

Designed for Sidewalks

When working in confined spaces like sidewalks, there are typically two constants: the job is going to take longer than expected, and material is going to be wasted. We have countered this with equipment made specifically for the application. Spreaders and sprayers that drop material only to the width of sidewalks, and plows and power brooms to match.



Do More With Less

One reason contractors avoid sidewalks is the lack of labor and resources to address them. With the labor market squeezed even more in recent years, contractors have even fewer people to work. Which is why we have concentrated on developing equipment that can create the ultimate sidewalk solution. Now you can put a plow on the front of a UTV, and a spreader or sprayer on the back, and you're left with a one-person sidewalk powerhouse.



Low Maintenance

There's nothing worse for a contractor than equipment downtime. Our equipment is built with as few moving parts as possible, and with the highest quality materials. From our electric-driven spreaders featuring no engines, pulleys, sprockets or chains, to our UTV plows constructed of high-strength, low alloy steel components, SnowEx® products are simply built to perform.

Guaranteed to Last

Our equipment is the most reliable on the market. It's not just something we claim, but we back it up with a 2-year parts & labor warranty on all of our equipment.



V-Plow & Straight Blade

UTV Plows



MODEL

Blade Width
Blade Height
Approx. Weight*

6000 V-Plow	6000 Straight Blade
6'0"	6'0"
25.75" hinge / 29.25" end	23.5"
354 lb	261 lb

Features:

/ Lightweight, High-Strength Steel

Constructed of durable, high-strength, low-alloy steel components that are both stronger and lighter than conventional steel.

/ Vertical Reinforcement Ribs

Compact but strong, 4 (straight blade) or 6 (V-plow) vertical ribs provide additional reinforcement and stabilizing support.

/ Trip Protection

The V-plow is built with an independent trip-edge, whereas the straight blade offers a full-trip moldboard.

/ Double-Acting Cylinders (V-Plow)

Allow the operator to adjust wings independently or to lock them together for efficient straight blade operation and clean back dragging.

/ Control Options

Choose between the joystick for easy blade control when wearing gloves or the POWER GRIP™ control with backlit buttons.

Additional Features: Easy Access Components Cover, 5" Steel Cutting Edge, Self-Aligning Receiver Brackets



Responsive Direct Lift

Gives the blade a responsive, full range of motion for efficient stacking and transport.



Multiple Configurations (V-Plow)




V Position

Angle wings back to put the plow in V position—ideal for plowing lanes in fresh snow or busting through snowdrifts. Adjustable to 5'0" and 5'6" widths.



BUCKET BLADE™ Scoop Position

Angle wings forward to engage scoop mode and carry more snow with every pass. Adjustable to 4'7" or 5'1" widths.




Double-Acting Angle Cylinders

Double-acting angle cylinders allow the operator to adjust wings independently or to lock them together for efficient straight blade operation and clean back dragging.



Stand-Free Design

The blade is stable when in the V position, so no stand is needed.



Light Bar Kit



Poly Cutting Edges



Deflector Kits



Bolt-On Wing Extensions

- Shoe Assembly Kits
- Extended Vehicle Harness
- Curb Guard Kit (straight blade)

See Page 16 for full list of accessories

All UTV Plows

6000 V-Plow

Accessories

Tailgate Spreaders

Utility & Wireless Utility



MODEL
Capacity (Volume)
Capacity (Weight)
Empty Weight

	SP-100-1	SP-125-1	SP-225-1	SP-325	SR-210
Capacity (Volume)	3.0 cu ft	3.0 cu ft	3.0 cu ft	3.25 cu ft	3.0 cu ft
Capacity (Weight)	240 lb	240 lb	240 lb	260 lb	240 lb
Empty Weight	75 lb	65 lb	68 lb	79 lb	68 lb

Features:

/ Simple, Plug-and-Play Operation

Spreaders that can quickly connect to many different types of vehicles, with specific models catering to various bagged deicing materials.

/ Consistent Material Delivery

The 3-inch vertical high-flow auger allows for efficient spreading of bagged rock salt and calcium flake.

/ Sealed Drive Enclosure

Electric-powered spinner motor transmission is contained in a sealed, weather-resistant enclosure.

/ Electric Gate (SP-100-1)

Starts and stops material flow to the spinner for better material control and less waste.

/ Variable-Speed Control

Weather-resistant, cab-mounted control allows for spinner speed adjustment. Standard on SP-100-1/SP-325. Optional on SP-125-1/SP-225-1.





Additional Features: Weather Cover (SP-100-1), Fitted Lid (SP-325), Standard Receiver Mount



Wireless Control (SR-210)

A pocket-sized, wireless key fob offers two spinner speed settings for easy operation.



			
Utility Mount	3-Point Mount	Drop Utility Mount	Pivot Pal
All Utility & Wireless Utility Spreaders			SP-125-1/SP-225-1/SP-325
Installs spreaders to the back of utility vehicles.	Adds spreaders to the 3-point hitch of utility tractors.	Provides a lower-profile mount for utility vehicles.	Allows tailgate spreaders to swing away from tailgate.
See Page 17 for full list of mounts			

Optional Mounts

			
20' Manual Gate Cable Kit	Weather-Resistant Control	Wireless Spreader Harness	Weather Cover
SP-125-1	SP-125-1/SP-225-1	SR-210	SP-125-1/SP-225-1/SR-210

Accessories

Tailgate Spreaders

Drop Pro™



FLEETFLEX*
ELECTRICAL SYSTEM

MODEL

SD-600-1 SD-1400

Capacity (Volume)	6.0 cu ft	14.0 cu ft
Capacity (Weight)	480 lb	1,120 lb
Empty Weight	175 lb	375 lb

Features:

/ Ultimate Sidewalk Spreaders

Designed to drop material exactly where it's needed, which is ideal for sidewalk applications. The SD-600-1 offers a spread width of 36 inches, whereas the larger SD-1400 model has a 48-inch spread width.

/ Sealed Auger Drive Transmission

Protects the auger drive transmission from the elements, helping to prevent corrosion and maximize service life.

/ Vibrating Baffle

Provides for consistent flow of materials to the feed system, regardless of type or condition of materials.

/ Enhanced Variable-Speed Digital Control (SD-600-1)

Self-diagnostic digital display provides precise material flow control and integrated buttons for plug-and-play control of accessories. Compact design with few wires for simple installation.

/ Variable-Speed Digital Control (SD-1400)

Allows for precise control of material flow. Self diagnosing for simple troubleshooting, and includes dedicated blast and vibrate buttons.




Additional Features: Top Screen, Fitted Lid, Standard 3-Point Mount (SD-1400)



Gateless Material Distribution System

A unique gateless material distribution system with an adjustable baffle and vibrator design maximizes spread consistency while preventing leaks when turned off.



		
<p>Utility Mount</p>	<p>Receiver Mount</p>	<p>3-Point Mount</p>
<p>SD-600-1</p>		
<p>Installs spreaders to the back of utility vehicles.</p>	<p>Installs spreaders on a 2-inch receiver hitch.</p>	<p>Connects spreader to the back of tractors.</p>

Optional Mounts

	
<p>Work Light</p>	<p>Strobe Light</p>
<p>SD-600-1</p>	

Accessories

Tailgate Spreader

Precision Pro



MODEL

SP-1675

Capacity (Volume)	6.0 cu ft
Capacity (Weight)	480 lb
Empty Weight	290 lb

Features:

/ Variable-Width Sidewalk Spreader

Broadcast-type spreader designed to adjust to varying widths of sidewalks or paths. Offers a variable spread pattern from 4 to 12 feet wide.

/ Leak-Free Material Distribution

The gateless design doesn't leak material when the spreader is turned off.

/ Consistent Material Flow

Utilizes volumetric feeding system to deliver material directly to the center of the spinner consistently, regardless of material type or condition.

/ Adjustable Spinner




Constructed of stainless steel for superior corrosion resistance, the spinner includes adjustable cups to refine the spread pattern in order to most efficiently cater to the application.

/ Dual Variable-Speed Control

Allows for variable control of spinner and auger speeds for precise material delivery, whether at low or high output.

Additional Features: Two-Stage Design (auger/spinner), Patented Inverted "V" Baffle, Top Screen, Fitted Lid

Optional Mounts

	
Receiver Mount	Utility Mount
Installs spreaders on a 2-inch receiver hitch.	Installs spreaders to the back of utility vehicles.
	Connects spreader to the back of tractors.
3-Point Mount	



Walk-Behind Spreaders

Broadcast & Drop



SP-65 SP-85 / SP-85SS SD-95 / SD-95SS

Up to 20'	Up to 20'	28"
100 lb	160 lb	160 lb
25 lb	42 lb	55 lb

MODEL

Spreading Width
Capacity (Weight)
Empty Weight

Features:

/ Single-Slot Port Design (SP-65/SP-85/SP-85SS)

Enhances material flow from the hopper.

/ Adjustable Sidewalk Deflectors (SP-85/SP-85SS)

Limit spread pattern to better accommodate sidewalks and paths.

/ Pinpoint Material Delivery (SD-95/SD-95SS)

Drop spreader design applies materials directly below hopper, making it ideal for confined spaces or precision applications.

/ Poly Cover

A clear poly cover provides weather protection and keeps out foreign objects, while allowing the operator to easily monitor material levels.

/ Top Screen

A standard top screen prevents large chunks of material from entering the hopper.

/ Stainless Steel Frame (SP-85SS/SD-95SS)

Helps eliminate corrosion concerns.

/ Oversize Tires (SP-85/SD-85SS & SD-95/SD-95SS)

Large, pneumatic tires enhance maneuverability over ice and snow.



Allows for the spreading of material in narrow areas, such as sidewalks.



Poly Deflector Kit

SP-65

Accessories

Electric-Platform Liquid Spray System

AccuSpray™



MODEL

VSS-1000-1

Capacity	100 gal
Empty Weight	172 lb
Overall Length	60"

Features:

/ Baffled Tank Design

Reduces the impact of liquid surges when stopping or turning, which minimizes wear and tear on the carrying vehicle and improves safety.

/ 48" Spray Boom

Poly spray boom is corrosion resistant and designed specifically to apply liquid de-icer the width of a sidewalk.

/ 3-Position Nozzles

Center boom nozzles are adjustable for 3 spray settings: triple stream, single stream or wide. These settings make the sprayers highly adaptable to a wide variety of applications.

/ Hose Reel with Hand Spray Wand

Allows for spot spraying of brine—excellent for stairs and curbs. Comes standard with 50 feet of hose.



UTV Compatible

The VSS-1000-1 features a compact design to fit most UTV beds, making it perfect for maintaining sidewalks and pedestrian walkways.

Walk-Behind Sprayers

Push Sprayers



SL-80

SL-80SS

12 gal

12 gal

60 lb

60 lb

MODEL

Capacity
Empty Weight

Features:

/ Battery-Powered Electric Pump

Powered by a 12-volt electric pump that sprays up to one gallon per minute at 60 psi. Battery powers up to ten full tanks (120 gal) with a single charge and recharges in 12–16 hours.

/ Adjustable-Height Boomless Nozzle

Sprays up to 48 inches wide and can be height adjusted.

/ Spray Wand

Allows for spot spraying of brine—excellent for stairs and curbs.

/ Stainless Steel Frame (SL-80SS)

Durable stainless steel frame enhances corrosion resistance.

/ Large Fill Cap

Extra wide opening is easy to fill and accessible.

/ Oversize Tires

Large, pneumatic tires enhance maneuverability over ice and snow.



Walk-Behind Snow Removal

Rotary Broom



MODEL

SS-4000

Brush Width
Speed
Weight

40"

Up to 2.7 mph

238 lb

Features:

/ Variable Brush Down Pressure

Down pressure can be increased or decreased by raising/lowering the pneumatic support wheel.

/ 360-Degree Turning

Freewheel feature and pneumatic support wheel offer 360-degree turning for maximum maneuverability.

/ Adjustable Brush Angle

Floating pivotal broom head has 5 angle settings to adjust the trajectory of snow.


/ Self Propelled

Features 3 forward gears and 1 reverse gear for simple, effortless operation.

Additional Features: Anti-Corrosion Paint, Polar Trec Tires, 7-Position Handlebar Height Adjustment, Blade Attachment, Brush Cover

Multifunction Controls

Easily maneuver with multifunction controls that allow for simple adjustment of travel speed and direction.



Accessories



Debris Collector Box

Conveniently attaches to the broom for easy cleanup and waste disposal.



Multi-Purpose Brush Kit

Achieve multi-season usage with a brush ideal for addressing spring/fall cleanup, construction sites and walkways.

See **Page 16** for full list of accessories



Manual Snow Removal

Pusher Shovels



SP-36WL	SP-30	SP-36
36" x 10.5"	30" x 9.25"	36" x 9.25"
36" x 48" x 18"	30" x 54"	36" x 54"
12 lb	6 lb	7 lb

MODEL

Blade Dimensions
Overall Dimensions
Weight

Features:

/ Heavy-Duty Polyethylene Blade

Constructed from ultra-high molecular weight polyethylene for superior strength, wear resistance and snow turnover.

/ Reinforced Construction

Handles feature heavy-duty support brackets and are reinforced at the point of attachment for maximum durability.

/ Bi-Directional Blade (Wheeled)

With the flip of the blade, the wheeled shovel features bi-directional blade movement for increased versatility on each pass. No tools required!

/ Wheels (Wheeled)

6" wheels constructed of durable plastic and rubber allow for easier pushing and increased stability in winter conditions.



Salt Boxes

/ Tools for simple, effective storage, protection and transfer of materials.

Heavy-Duty Salt Box*

SB-550	SB-1100	SB-1800
5.5 cu ft	11.0 cu ft	18.0 cu ft

Economy Salt Box

SB-500	SB-1000
5.0 cu ft	10.0 cu ft

Salt Scoop (SP-05)



*Heavy-duty boxes are lockable and include integrated fork pockets.

UTV Plow Accessories



Poly Cutting Edges

Durable polyurethane cutting edges withstand abuse while scraping up snow and ice from the surface.



Deflector Kits

A deflector enhances snow containment and prevents it from blowing onto the windshield.



Shoe Assembly Kits

For use on surfaces that are rocky and abrasive, such as gravel, the shoe kit lets you set the scraping height of the blade and enhances its ability to float over the plowing surface, rather than digging in.



Bolt-On Wing Extensions

Wing extensions maximize blade width and carrying capacity, reducing the number of passes to get the job done. **Not available on UTV straight blade.**



Light Bar Kit

Dual-LED light kit bolts into existing holes on UTV plow push bar. Not rated for road use.



Curb Guard Kit

Curb guards protect the plow cutting edge while running the blade next to curbs. **Not available on UTV V-plow.**



Blade Stop Kit

Designed to transfer extreme impacts throughout the blade's structure and reduce stress on the hydraulic rams. **Not available on UTV straight blade.**



Cup Holder Mount

Designed to fit most cup holders, this secures your plow control or smartphone* on a flexible gooseneck mount for optimal customizable positioning.



Emergency Parts Bag

Kit includes the most common replacement parts, packaged in a small, durable bag for easy storage behind or under truck seat.



Hydraulic Fluid

This zinc-free product can significantly enhance the operation and performance of the hydraulic system to temperatures as low as -40°F. Available in gallon and quart sizes.

Rotary Broom Accessories



ARCTIMAXX™ Grease

Specially formulated to protect moving components in arctic mining conditions, this grease is ideal for protecting bearings, hinges and pivot bolts from -40°F to 300°F.



Touch-Up Paint

Provided in convenient 12 oz aerosol spray cans, touch-up paints deliver an excellent finish to help keep your plow looking its best.



Multi-Purpose Brush Kit

Part#: SBK-020
Achieve multi-season usage with a brush ideal for addressing spring/fall cleanup, construction sites and walkways.



Standard Duty Brush Kit

Part#: SBK-040
Replacement brush for sidewalks, entryways and other winter applications.



Debris Collector Box

Part#: DCB-040
An integral debris collector box conveniently attaches to the broom for easy cleanup and waste disposal.

Model Compatibility

	Walk-Behind			Utility & Wireless					Drop Pro™		Precision Pro
	SP-65	SP-85 / SP-85SS	SD-95 / SD-95SS	SP-100-1	SP-125-1	SP-225-1	SP-325	SR-210	SD-600-1	SD-1400	SP-1675
Work Light									52424		
Secondary Work Light									99732-1		
Strobe Light									83745-1		
Wireless Spreader Harness								D6068			
20' Manual Gate Cable Kit					D6306						
Weather-Resistant Control					VAR-020	VAR-020					
Weather Cover					WSC-020	WSC-020		WSC-020			
Poly Deflector Kit	PDK-020										

*Control and/or smartphone not included.
1) Requires minimum bed length of 35 inches and minimum bed width of 47 inches.
Some mounts may be standard on select models.

Spreader Accessories & Mounts



Work Lights

Part#: **52424, 99732-1(Secondary)**

Offer better visibility at rear of spreader during night applications. Available for all FLEET FLEX system spreaders.



Strobe Light

Part#: **83745-1**

Alerts traffic to spreader's presence, especially during night operations.



Wireless Spreader Harness

Part#: **D6068**

Provides vehicles with a receptacle for the 7-pin connector of a wireless spreader.



20' Manual Gate Cable Kit

Part#: **D6306**

Provides an extended 20' cable for manual gates.



Weather-Resistant Control

Part#: **VAR-020**

Controls the spinner from a single weather-resistant control located in the vehicle cab.



Weather Cover

Part#: **WSC-020**

Helps prevent moisture contamination in spreader material.



Poly Deflector Kit

Part#: **PDK-020**

Allows for the spreading of material in narrow areas, such as sidewalks.



Drop Utility Mount

Part#: **DRM-175-1**

Provides a lower-profile mount for utility vehicles.



Light-Duty Hitch Mount

Part#: **LDM-175**

Standard hitch mount with SP-100-1, SP-125-1, SP-225-1, SP-325 and SR-210 tailgate spreaders.



Receiver Mount

Part#: **TPR-020-1**

Installs spreaders on a 2-inch receiver hitch.



3-Point Mount

Part#: **TPM-175-1, TPD-020-1**

Installs spreaders to the back of utility vehicles.



Pivot Pal

Part#: **PPT-175-1**

Allows tailgate spreaders to swing away from tailgate.



Trailer Mount

Part#: **TLR-175**

Converts utility spreaders to towable units.



Utility Mount

Part#: **UTM-175**

Installs spreaders to the back of utility vehicles.



Utility Mount

Part#: **UBM-175-1'**

Installs spreaders to the back of utility vehicles.

Model Compatibility

	Walk-Behind			Utility & Wireless					Drop Pro™		Precision Pro
	SP-65	SP-85 / SP-85SS	SD-95 / SD-95SS	SP-100-1	SP-125-1	SP-225-1	SP-325	SR-210	SD-600-1	SD-1400	SP-1675
Drop Utility Mount				DRM-175-1	DRM-175-1	DRM-175-1	DRM-175-1	DRM-175-1			
Light-Duty Hitch Mount				LDM-175	LDM-175	LDM-175	LDM-175	LDM-175			
Receiver Mount									TPR-020-1		TPR-020-1
3-Point Mount				TPM-175-1	TPM-175-1	TPM-175-1	TPM-175-1	TPM-175-1	TPD-020-1		TPD-020-1
Pivot Pal				PPT-175-1	PPT-175-1	PPT-175-1	PPT-175-1	PPT-175-1			
Trailer Mount				TLR-175	TLR-175	TLR-175	TLR-175	TLR-175			
Utility Mount				UTM-175	UTM-175	UTM-175	UTM-175	UTM-175	UBM-175-1'		UBM-175-1'

Spreaders

	Walk-Behind			Utility & Wireless				
	SP-65	SP-85 / SP-85SS	SD-95 / SD-95SS	SP-100-1	SP-125-1	SP-225-1	SP-325	SR-210
Empty Weight	25 lb (11.3 kg)	42 lb (19.1 kg)	55 lb (24.9 kg)	75 lb (34.0 kg)	65 lb (29.5 kg)	68 lb (30.8 kg)	79 lb (35.8 kg)	68 lb (30.8 kg)
Overall Length	50" (127.0 cm)	52" (132.1 cm)	48" (121.9 cm)	22" (55.9 cm)			18" (45.7 cm)	22" (55.9 cm)
Overall Height	28" (71.1 cm)	33" (83.8 cm)	36" (91.4 cm)	30" (76.2 cm)		32" (81.3 cm)	33" (83.8 cm)	32" (81.3 cm)
Overall Width	26" (66.0 cm)	29" (73.7 cm)	38.25" (97.2 cm)	30" (76.2 cm)			33" (83.8 cm)	30" (76.2 cm)
Hopper Length	18" (45.7 cm)	20" (50.8 cm)	13" (33.0 cm)	22" (55.9 cm)			16.5" (41.9 cm)	22" (55.9 cm)
Hopper Width	23" (58.4 cm)		30" (76.2 cm)	30" (76.2 cm)			33" (83.8 cm)	30" (76.2 cm)
Capacity*	100 lb (45.4 kg)	160 lb (72.6 kg)		3.0 cu ft (0.085 cu m)/240 lb (108.9 kg)			3.25 cu ft (0.092 cu m)/260 lb (117.9 kg)	3.0 cu ft (0.085 cu m)/240 lb (108.9 kg)
Spreading Width	Up to 20' (6.1 m)	Up to 20' (6.1 m)	28" (71.1 cm)	Up to 20' (6.1 m)		Up to 25' (7.6 m)		
Mounting	N/A			2" (5.1 cm) receiver hitch is standard				

Sprayers

	AccuSpray™	Walk-Behind
	VSS-1000-1	SL-80 / SL-80SS
Empty Weight	172 lb (78.0 kg)	60 lb (27.2 kg)
Overall Length	60" (154.4 cm)	48" (121.9 cm)
Overall Height	50" (127.0 cm)	33" (83.8 cm)
Overall Width	48" boom (121.9 cm)	28" (71.1 cm)
Floor Length	45" (114.3 cm)	N/A
Floor Width	32" (81.3 cm)	N/A
Tank Length	37" (94.0 cm)	N/A
Tank Width	30" (76.2 cm)	N/A
Capacity	100 gal (378.5 L)	12 gal (45.4 L)
Spraying Width	Up to 6' (1.8 m)	Up to 48" (121.9 cm)
Spraying Volume	48" boom (121.9 cm) 20 gal per acre (75.7 L) at 10 mph (16.1 km/h)	1 gal/min (3.8 L/min)

	Drop Pro™		Precision Pro
	SD-600-1	SD-1400	SP-1675
	175 lb (79.4 kg)	375 lb (170.1 kg)	290 lb (131.5 kg)
	24" (61.0 cm)	30" (76.2 cm)	30" (76.2 cm)
	28" (71.1 cm)	38" (96.5 cm)	30" (76.2 cm)
	49.5" (125.7 cm)	60" (152.4 cm)	49.5" (125.7 cm)
	20.25" (51.4 cm)	24.25" (61.6 cm)	20" (50.8 cm)
	48" (121.9 cm)	59.4" (150.8 cm)	48" (121.9 cm)
	6.0 cu ft (0.169 cu m)/ 480 lb (217.7 kg)	14.0 cu ft (0.396 cu m)/ 1,120 lb (508.0 kg)	6.0 cu ft (0.169 cu m)/ 480 lb (217.7 kg)
	36" (91.4 cm)	48" (121.9 cm)	4' to 12' (1.2 to 3.7 m)
	Utility, receiver, or 3-point mount optional	Category 1, 3-point mount standard	Utility, receiver, or 3-point mount optional

Plows

	UTV Plows	
	6000 V-Plow	6000 Straight Blade
Blade Width	6' 0" (182.9 cm)	6' 0" (182.9 cm)
Blade Height	25.75" at hinge/29.25" at end (65.4 cm/74.3 cm)	23.5" (59.7 cm)
Blade/Wing Thickness	14 ga	14 ga
Reinforcement Ribs	6	4
Trip Springs	2 steel	2 steel
Angle Cylinders	1" (2.5 cm)	1" x 7" (2.5 x 17.8 cm)
Plowing Width (Straight)	72" Straight-84" w/Wings (182.9 cm-213.4 cm) 60"/66" Vee-67"/73" w/Wings (152.4/167.6 cm-170.2/185.4 cm) 55"/61" BUCKET BLADE™-61"/67" w/Wings (139.7/154.9 cm-154.9/170.2 cm)	72" (182.9 cm)
Plowing Width (Full angle)	60"/66" (152.4/167.6 cm) 67"/73" w/Wings (170.2/185.4 cm)	64" (162.6 cm)
Approx. Weight (Less mount)	354 lb (160.6 kg)	261 lb (118.4 kg)
Cutting Edge	1/4" x 5" (0.635 x 12.7 cm)	1/4" x 5" (0.635 x 12.7 cm)

Brooms

	Rotary Brooms
	SS-4000
Weight	238 lb (108.0 kg)
Overall Length	72" (182.9 cm) 80" w/Snow blade (203.2 cm)
Overall Height	42.5" (108.0 cm)
Overall Width	40" (101.6 cm)
Brush Width	40" (101.6 cm)
Snow Blade Width	40" wide (101.6 cm) 37" angled (94.0 cm)
Speed	Up to 2.7 mph (4.35 km/h)
Engine	HONDA®

Shovels

	Pusher Shovels		
	SP-36WL (Wheeled)	SP-30	SP-36
Weight	12 lb (5.4 kg)	6 lb (2.7 kg)	7 lb (3.2 kg)
Blade Dimensions	36" x 10.5" (91.4 x 26.7 cm)	30" x 9.25" (76.2 x 23.5 cm)	36" x 9.25" (91.4 x 23.5 cm)
Overall Shovel Dimensions	36" x 48" x 18" (91.4 x 121.9 x 45.7 cm)	30" x 54" (76.2 x 137.2 cm)	36" x 54" (91.4 x 137.2 cm)



Your Complete Line of Snow and Ice Control Equipment
Spreaders / Plows / Liquids / Sidewalks



531 Ajax Drive
 Madison Heights, MI 48071
www.snowexproducts.com
info@trynexfactory.com



Contract # 080818-DDY

SnowEx® Products holds a national cooperative contract through Sourcewell, formerly NJPA, a government agency that offers cooperative purchasing and other services to more than 50,000 government entities and nonprofit organizations such as municipalities, counties, DOT and educational institutions. Sourcewell Members can save both time and money purchasing from competitively solicited contracts. The awarded contract for SnowEx Products includes pricing for its snow and ice handling equipment, supplies and accessories.

Patents Pending. Specifications subject to change without notice. Images may not reflect dealer inventory and/or unit specifications.

TrynEx International, LLC, reserves the right under its product improvement policy to change construction or design details and furnish equipment when so altered without reference to illustrations or specifications used. TrynEx International, LLC, or the vehicle manufacturer may require or recommend optional equipment for spreaders, sprayers, snowplows and brooms. Do not exceed vehicle ratings with a spreader, sprayer or snowplow. This product is manufactured under the following US patents: 7,400,058; 7,737,576; 9,033,265; 9,200,418; 9,271,441; 9,822,563 CAN Patents 2,854,757 and other patents pending. TrynEx International, LLC, offers a limited warranty for all spreaders, sprayers, snowplows, brooms and accessories. See separately printed page for this important information. The following are registered (®) or unregistered (™) trademarks of Douglas Dynamics, LLC: AccuSpray™, ARCTIMAXX™, BUCKET BLADE™, Drop Pro™, HDV™, HELIX™, POWER GRIP™, SnowEx®, STORM SEEKER™, TrynEx®.